



ACXC8
ACXC16
ACXC32
ACXC48

ACXC64
ACXC80
ACXC8
ACXC8F

ACXC16F
ACXC32F
ACXC48F
ACXC64F

ACXC80F
ACXC48F16
ACXC48F32

Product Data Sheet

DKM FXC Compact Switches

Overview

The DKM FXC Compact Switches are fixed-configuration, standalone compact switches. They provide flexible and super-fast crosspoint switching of Full HD video in KVM enterprises. Establish connections from consoles (monitor, keyboard, mouse, and other peripheral devices) to various sources (computer, CPU). Up to 80 independent ports can be defined and switched either as a console or a CPU.

Features

- Twisted-pair and fiber optic compact switches available.
- Compatible with DKM FX Switches and DKM Modular and Standalone Extenders.
- Compatible receiver required at other end of the link.

Sample DKM FX Compact Switches (Twisted-Pair, Fiber, and Twisted-Pair/Fiber)



*DKM FXC Twisted-Pair Compact Switch
(ACXC32)*



*DKM FXC Fiber Compact Switch
(ACXC16F)*



*DKM FXC Twisted-Pair/Fiber Compact Switch
(ACXC48F32)*

Available DKM FXC Compact Switches

Twisted-Pair Compact Switches	Fiber Compact Switches	Twisted-Pair/Fiber Compact Switches
Product Code	Product Code	Product Code
ACXC8	ACXC8F	ACXC4816F
ACXC16	ACXC16F	ACXC48F32
ACXC32	ACXC32F	—
ACXC48	ACXC48F	—
ACXC64	ACXC64F	—
ACXC80	ACXC80F	—

DKM FX Compact Switches Data Sheet

DKM FX Compact Twisted-Pair Switches Specifications

Comparison: DKM Twisted-Pair Compact Switches

Product Code	Connectors	Indicators	Power	Dimensions/Weight	Users x Computers/ Leads Supports
ACXC8	(8) RJ-45, (1) IEC320 C14 power input, (1) RJ-45 network, (1) RJ-45 RS-232 (1) 2.5-mm external control	(2) Status LEDs	Input: 88–264VAC, 47–63Hz, Input Current: 0.7 Amps max. @115 VAC, 0.4 Amps max. @230 VAC; Output: 5 VDC, 5 A, 25 W	1.7"H x 8.75"W x 5.75"D (4.3 x 22.2 x 14.6 cm); Product: 4.06 lb. (1.88 kg), Shipping: 9.66 lb. (4.38 kg)	7 computers x 1 user or (7 users x 1 computer)
ACXC16	(16) RJ-45, (2) IEC320 C14 power input, (1) ON/OFF, (1) RJ-45 network, (1) RJ-45 RS-232, (1) grounding screw	LEDs: (2) Fan Out, (2) Fan In (2) Power, (2) Power Status, (2) RJ-45 network, (1) LED for every interconnect RJ-45	Input: 90-240 VAC, 50-60Hz, Input Current: 2 A max. (each power input, total 4 A if both are used); Output: N/A	1.73"H x 17.48"W x 16.88"D (4.4 x 44.4 x 42.9 cm); Product: 10.76 lb. (4.88 kg); Shipping: 14.96 lb. (6.78 kg)	15 computers x 1 user or (15 users x 1 computer); Video, Peripheral and Audio
ACXC32	(32) RJ-45, (2) IEC320 C14 power input, (1) ON/OFF (1) RJ-45 network, (1) RJ-45 RS-232, (1) grounding screw	LEDs: (2) Fan Out, (2) Fan In (2) Power, (2) Power Status, (2) RJ-45 network, (1) LED for every interconnect RJ-45	Input: 90-240 VAC, 50-60Hz, Input Current: 2 A max. (each power input, total 4 A if both are used); Output: N/A	1.73"H x 17.48"W x 16.88"D (4.4 x 44.4 x 42.9 cm); Product: 10.96 lb. (4.98 kg); Shipping: 15.16 lb. (6.88 kg)	31 computers x 1 user or (31 users x 1 computer); Video, Peripheral and Audio
ACXC48	(48) RJ45 connections, (2) IEC320 C14 power input, (1) ON/OFF, (1) RJ-45 network, (1) RJ-45 RS-232, (1) grounding screw	LEDs: (2) Fan Out, (2) Fan In (2) Power, (2) Power Status, (2) RJ-45 network, (1) LED for every interconnect RJ-45	Input: 90-240 VAC, 50-60Hz, Input Current: 2 A max. (each power input, total 4 A if both are used); Output: N/A	1.73"H x 17.48"W x 16.88"D (4.4 x 44.4 x 42.9 cm); Product: 11.16 lb. (5.08 kg), Shipping: 15.36 lb. (6.98 kg)	47 computers x 1 user or (47 users x 1 computer); Video, Peripheral, and Audio
ACXC64	(64) RJ45 connections, (2) IEC320 C14 power input, (1) ON/OFF, (1) RJ-45 network, (1) RJ-45 RS-232, (1) grounding screw	LEDs: (2) Fan Out, (2) Fan In (2) Power, (2) Power Status, (2) RJ-45 network, (1) LED for every interconnect RJ-45	Input: 90-240 VAC, 50-60Hz, Input Current: 2 A max. (each power input, total 4 A if both are used); Output: N/A	3.4"H x 17.48"W x 16.88"D (8.6 x 44.4 x 42.9 cm); Product: 18.04 lb. (8.2 kg), Shipping: 23.34 lb. (10.6 kg)	63 computers x 1 user or (63 users x 1 computer)
ACXC80	(80) RJ45 connections, (2) IEC320 C14 power input, (1) ON/OFF, (1) RJ-45 network, (1) RJ-45 RS-232, (1) grounding screw	LEDs: (2) Fan Out, (2) Fan In (2) Power, (2) Power Status, (2) RJ-45 network, (1) LED for every interconnect RJ-45	Input: 90-240 VAC, 50-60Hz, Input Current: 2 A max. (each power input, total 4 A if both are used); Output: N/A	3.4"H x 17.48"W x 16.88"D (8.6 x 44.4 x 42.9 cm); Product: 18.54 lb. (8.18 kg), Shipping: 23.74 lb. (10.8 kg)	79 computers x 1 user or (79 users x 1 computer)

DKM Compact Twisted-Pair/Fiber Switch Specifications

DKM Twisted-Pair/Fiber Compact Switch

Product Code	Connectors	Indicators	Power	Dimensions/Weight	Users x Computers/ Leads Supported
ACXC48F16	(48) RJ-45, (16) LC SFP, (2) IEC320 C14 power input, (1) ON/OFF, (1) RJ-45 network, (1) RJ-45 RS-232 (1) grounding screw	LEDs: (2) Fan Out, (2) Fan In (2) Power, (2) Power Status, (2) RJ-45 network, (1) LED for every interconnect	Input: 90-240 VAC, 50-60Hz, Input Current: 2 A max. (each power input, total 4 A if both are used); Output: N/A	3.4"H x 17.48"W x 16.88"D (8.6 x 44.4 x 42.9 cm); Product: 18.04 lb. (8.2 kg), Shipping: 23.34 lb. (10.6 kg)	63 computers x 1 user or (63 users x 1 computer)
ACXC48F32	(48) RJ-45, (32) LC SFP, (2) IEC320 C14 power input, (1) ON/OFF, (1) RJ-45 network, (1) RJ-45 RS-232 (1) grounding screw	LEDs: (2) Fan Out, (2) Fan In (2) Power, (2) Power Status, (2) RJ-45 network, (1) LED for every interconnect	Input: 90-240 VAC, 50-60Hz, Input Current: 2 A max. (each power input, total 4 A if both are used); Output: N/A	3.4"H x 17.48"W x 16.88"D (8.6 x 44.4 x 42.9 cm); Product: 18.54 lb. (8.4 kg); Shipping: 23.74 lb. (10.8 kg)	79 computers x 1 user or (79 users x 1 computer)

DKM Compact Fiber Switches Specifications

Comparison: DKM Fiber Compact Switches

Product Code	Connectors	Indicators	Power	Dimensions/Weight	Users x Computers/ Leads Supports
ACXC8F	(8) LC, (1) IEC320 C14 power input, (1) RJ-45 network, (1) RJ-45 RS-232, (1) 2.5-mm for external control	(2) Status LEDs	input: 88–264 VAC, 47–63 Hz, Input Current: 0.7 Amps max. @ 115 VAC, 0.4 Amps max. @ 230 VAC, Output: 5 VDC, 5 A, 25 W	1.7"H x 8.75"W x 5.75"D; Product: 4.06 lb. (1.88 kg); Shipping: 9.66 lb. (4.38 kg)	7 computers x 1 user or (7 users x 1 computer); Video, Peripheral and Audio
ACXC16F	(16) LC, (1) IEC320 C14 power input, (1) RJ-45 network, (1) RJ-45 RS-232, (1) grounding screw	LC: (2) Fan Out, (2) Fan In, (2) Power, (2) Power Status, (2) RJ-45 network, (1) LED for every interconnect LC fiber	Input: 90-240 VAC, 50-60Hz, Input Current: 2 A max. (each power input, total 4 A if both are used); Output: N/A	1.73"H x 17.48"W x 16.88"D (4.4 x 44.4 x 42.9 cm); Product: 10.76 lb. (4.88 kg); Shipping: 14.96 lb. (6.78 kg)	15 computers x 1 user or (15 users x 1 computer)
ACXC32F	(32) LC, (2) IEC320 C14 power input, (1) ON/OFF (1) RJ-45 network, (1) RJ-45 RS-232, (1) grounding screw	LEDs: (2) Fan Out, (2) Fan In (2) Power, (2) Power Status, (2) RJ-45 network, (1) LED for every interconnect LC fiber	Input: 90-240 VAC, 50-60Hz, Input Current: 2 A max. (each power input, total 4 A if both are used); Output: N/A	1.73"H x 17.48"W x 16.88"D (4.4 x 44.4 x 42.9 cm); Product: 10.96 lb. (4.98 kg); Shipping: 15.16 lb. (6.88 kg)	31 computers x 1 user or (31 users x 1 computer); Video, Peripheral and Audio
ACXC48F	(48) LC connections, (2) IEC320 C14 power input, (1) ON/OFF, (1) RJ-45 network, (1) RJ-45 RS-232, (1) grounding screw	LEDs: (2) Fan Out, (2) Fan In (2) Power, (2) Power Status, (2) RJ-45 network, (1) LED for every interconnect LC fiber	Input: 90-240 VAC, 50-60Hz, Input Current: 2 A max. (each power input, total 4 A if both are used); Output: N/A	1.73"H x 17.48"W x 16.88"D (4.4 x 44.4 x 42.9 cm); Product: 11.16 lb. (5.08 kg), Shipping: 15.36 lb. (6.98 kg)	47 computers x 1 user or (47 users x 1 computer); Video, Peripheral, and Audio
ACXC64F	(64) LC connections, (2) IEC320 C14 power input, (1) ON/OFF, (1) RJ-45 network, (1) RJ-45 RS-232, (1) grounding screw	LEDs: (2) Fan Out, (2) Fan In (2) Power, (2) Power Status, (2) RJ-45 network, (1) LED for every interconnect LC fiber	Input: 90-240 VAC, 50-60Hz, Input Current: 2 A max. (each power input, total 4 A if both are used); Output: N/A	3.4"H x 17.48"W x 16.88"D (8.6 x 44.4 x 42.9 cm); Product: 18.04 lb. (8.2 kg), Shipping: 23.34 lb. (10.6 kg)	63 computers x 1 user or (63 users x 1 computer)
ACXC80F	(80) LC connections, (2) IEC320 C14 power input, (1) ON/OFF, (1) RJ-45 network, (1) RJ-45 RS-232, (1) grounding screw	LEDs: (2) Fan Out, (2) Fan In (2) Power, (2) Power Status, (2) RJ-45 network, (1) LED for every interconnect LC fiber	Input: 90-240 VAC, 50-60Hz, Input Current: 2 A max. (each power input, total 4 A if both are used); Output: N/A	3.4"H x 17.48"W x 16.88"D (8.6 x 44.4 x 42.9 cm); Product: 18.54 lb. (8.18 kg), Shipping: 23.74 lb. (10.8 kg)	79 computers x 1 user or (79 users x 1 computer)

Specifications Common to All DKM FX Compact Switches

Default IP Address	Supported Operating Systems	Maximum Distance, TP interconnect	Maximum Distance, FO interconnect	User interface	Cascadable
192.168.100.99 (if DHCP is not active)	All Windows, MAC, Sun, Linux/Unix	400 feet (140m) using solid conductor CATx cable. 200 feet (70m) using stranded conductor CATx cable.	32,800 feet (10,000m) using Single-mode 9µm fiber cable. 3,280 feet (1000m) using Multi-mode 50µm (OM3) cable. 1,300 feet (400m) using Multi-mode 50µm cable. 650 feet (200m) using Multi-mode 62.5µm cable.	A compatible receiver card (ACX1R series, ACX1MR series)	Yes, but all switches must use the same firmware

NOTE: If you are using Multi-mode fiber cable with the Single Mode transmitter and receiver modules, you normally can double the maximum acceptable cable length.

DKM FX Compact Switches Data Sheet


Switches Diagrams

ACXC8: DKM FX Compact

Front View



Back View



ACXC8 components.

Number	Component
1	I/O ports 1–8
2	Serial connection (RJ-45)
3	Network connection (RJ-45)
4	100-240 VAC power connector
5	5-VDC power connector
6	(2) Status LEDs

Switches Diagrams (continued)

ACXC16: DKM FX Compact 16-Port

Front View



Back View



ACXC16 components.

Number	Component
1	I/O ports 1–16
2	Power LEDs (1–2)
3	Status LEDs (1–2)
4	Network connection (RJ-45)
5	Fan LEDs (1–2)
6	Serial connection (RJ-45)
7	Power supply unit 1
8	Power supply unit 2

DKM FX Compact Switches Data Sheet

Switches Diagrams (continued)

ACXC32: DKM FX Compact 32-Port

Front View



Back View




ACXC32 components.

Number	Component
1	I/O ports 1–32
2	Power LEDs (1–2)
3	Status LEDs (1–2)
4	Network connection (RJ-45)
5	Fan LEDs (1–2)
6	Serial connection (RJ-45)
7	Power supply unit 1
8	Power supply unit 2

Switches Diagrams (continued)

ACXC48: DKM FX Compact 48-Port

Front View



Back View



ACXC48 components.

Number	Component
1	I/O ports 1–48
2	Power LEDs (1–2)
3	Status LEDs (1–2)
4	Network connection (RJ-45)
5	Fan LEDs (1–2)
6	Serial connection (RJ-45)
7	Power supply unit 1
8	Power supply unit 2

DKM FX Compact Switches Data Sheet

Switches Diagrams (continued)

ACXC64: DKM FX Compact 64-Port

Front View



Back View



ACXC64 components.

Number	Component
1	I/O ports 1–64
2	Power LEDs (1–2)
3	Status LEDs (1–2)
4	Network connection (RJ-45)
5	Fan LEDs (1–2)
6	Serial connection (RJ-45)
7	Power supply unit 1
8	Power supply unit 2

Switches Diagrams (continued)

ACXC80: DKM FX Compact 80-Port

Front View



Back View



ACXC80 components.

Number	Component
1	I/O ports 1–80
2	Power LEDs (1–2)
3	Status LEDs (1–2)
4	Network connection (RJ-45)
5	Fan LEDs (1–2)
6	Serial connection (RJ-45)
7	Power supply unit 1
8	Power supply unit 2

Product Name

Switches Diagrams (continued)

ACXC48F16: DKM FX Compact, 48 fiber, 16 twisted-pair

Front View



Back View




ACXC48F16 components.

Number	Component
1	I/O ports 1–48 (twisted-pair)
2	I/O ports 49–64 (fiber)
3	Power LEDs (1–2)
4	Status LEDs (1–2)
5	Network connection (RJ-45)
6	Fan LEDs (1–2)
7	Serial connection (RJ-45)
8	Power supply unit 1
9	Power supply unit 2

Switches Diagrams (continued)

ACXC48F32: DKM FX Compact, 48 fiber, 32 twisted-pair

Front View



Back View



ACXC48F32 components.

Number	Component
1	I/O ports 1–48 (twisted-pair)
2	I/O ports 49–80 (fiber)
3	Power LEDs (1–2)
4	Status LEDs (1–2)
5	Network connection (RJ-45)
6	Fan LEDs (1–2)
7	Serial connection (RJ-45)
8	Power supply unit 1
9	Power supply unit 2

DKM FX Compact Switches Data Sheet


Switches Diagrams (continued)

ACXC8F: DKM FX Compact

Front View



Back View



ACXC8F components.

Number	Component
1	I/O ports 1–8
2	Serial connection (RJ-45)
3	Network connection (RJ-45)
4	100-240 VAC power connector
5	5-VDC power connector
6	(2) Status LEDs

Switches Diagrams (continued)

ACXC16F: DKM FX Compact

Front View



Back View



ACXC16F components.


Number	Component
1	I/O ports 1-16
2	Power LEDs (1-2)
3	Status LEDs (1-2)
4	Network connection (RJ-45)
5	Fan LEDs (1-2)
6	Serial connection (RJ-45)
7	Power supply unit 1
8	Power supply unit 2

DKM FX Compact Switches Data Sheet

Switches Diagrams (continued)

ACXC32F: DKM FX Compact

Front View



Back View



ACXC32F components.

Number	Component
1	I/O ports 1–32
2	Power LEDs (1–2)
3	Status LEDs (1–2)
4	Network connection (RJ-45)
5	Fan LEDs (1–2)
6	Serial connection (RJ-45)
7	Power supply unit 1
8	Power supply unit 2

Switches Diagrams (continued)

ACXC48F: DKM FX Compact

Front View



Back View



ACXC48F components.


Number	Component
1	I/O ports 1–48
2	Power LEDs (1–2)
3	Status LEDs (1–2)
3	Network connection (RJ-45)
4	Fan LEDs (1–2)
5	Serial connection (RJ-45)
7	Power supply unit 1
8	Power supply unit 2

DKM FX Compact Switches Data Sheet

Switches Diagrams (continued)

ACXC64F: DKM FX Compact

Front View



Back View



ACXC64F components.

Number	Component
1	I/O ports 1–64
2	Power LEDs (1–2)
3	Status LEDs (1–2)
4	Network connection (RJ-45)
5	Fan LEDs (1–2)
6	Serial connection (RJ-45)
7	Power supply unit 1
8	Power supply unit 2

Switches Diagrams (continued)

ACXC80F: DKM FX Compact

Front View



Back View



ACXC80F components.

Number	Component
1	I/O ports 1–80
2	Power LEDs (1–2)
3	Status LEDs (1–2)
4	Network connection (RJ-45)
5	Fan LEDs (1–2)
6	Serial connection (RJ-45)
7	Power supply unit 1
8	Power supply unit 2

DKM FX Compact Switches Data Sheet

Compatible DKM FX Compact Extenders

DKM FX Compact Extenders (Twisted-Pair and Fiber)

Twisted-Pair Compact Extenders with DVI Video and USB HID (analog/digital audio & USB 2.0 are not supported on all units)		Fiber Compact Extenders with DVI Video and USB HID (analog/digital audio & USB 2.0 are not supported on all units)	
Product Code	CPU or CON	Product Code	CPU or CON
ACX1T-11-C	CPU	ACX1T-11HS-SM	CPU
ACX1R-11-C	CON	ACX1R-11HS-SM	CON
ACX1T-11V-C	CPU	ACX1T-11-SM	CPU
ACX1R-11V-C	CON	ACX1R-11-SM	CON
ACX1T-12A-C	CPU	ACX1T-11VHS-SM	CPU
ACX1R-12A-C	CON	ACX1R-11VHS-SM	CON
ACX1T-12D-C	CPU	ACX1T-11V-SM	CPU
ACX1R-12D-C	CON	ACX1R-11V-SM	CON
ACX1T-13-C	CPU	ACX1T-12A-SM	CPU
ACX1R-13-C	CON	ACX1R-12A-SM	CON
ACX1T-14A-C	CPU	ACX1T-12D-SM	CPU
ACX1R-14A-C	CON	ACX1R-12D-SM	CON
ACX1T-22-C	CPU	ACX1T-13-SM	CPU
ACX1R-22-C	CON	ACX1R-13-SM	CON
—	—	ACX1T-13HS-SM	CPU
—	—	ACX1R-13HS-SM	CON
—	—	ACX1T-14AHS-SM	CPU
—	—	ACX1R-14AHS-SM	CON
—	—	ACX1T-14A-SM	CPU
—	—	ACX1R-14A-SM	CON
—	—	ACX1T-22HS-SM	CPU
—	—	ACX1R-22HS-SM	CON
—	—	ACX1T-22-SM	CPU
—	—	ACX1R-22-SM	CON

NOTE: Any part number that has a "HS" in it is a High Speed card and only works on High Speed switches.

For complete specifications for the compatible DKM FX Compact Extenders listed above, refer to the following datasheet:

- **DKM KVM Compact Extenders Data Sheet**

For details, contact our FREE 24/7 Technical Support at 877-877-2269 or info@blackbox.com.

Compatible DKM FX Modular Extenders (Twisted-Pair)

DKM FX Modular Extenders TX/RX Interface Modules (Twisted-Pair)

Twisted-Pair Interconnect Modules with DVI Video and USB HID (no audio)		Twisted-Pair Interconnect Modules with HDMI Video and embedded HDMI audio w/ USB HID		Twisted-Pair Interconnect Modules with DisplayPort Video and embedded DisplayPort Audio w/ USB HID	
Product Code	CPU or CON	Product Code	CPU or CON	Product Code	CPU or CON
ACX1MT-DHID-C	CPU	ACX1MT-HDMI-C	CPU	ACX2MT-DPH-C	CPU
ACX1MR-DHID-C	CON	ACX1MR-HDMI-C	CON	ACX2MR-DPH-C	CON
ACX1MT-VDHID-C	CPU	ACX1MT-HDM2-C	CPU	ACX2MT-DPH-2C	CPU
ACX1MR-VDHID-C	CON	ACX1MT-HDM2-2C	CPU	ACX2MR-DPH-2C	CON
ACX1MT-DHID-2C	CPU	ACX1MT-HDMI-2C	CPU	—	—
ACX1MR-DHID-2C	CON	ACX1MR-HDMI-2C	CON	—	—
ACX1MT-VDHID-2C	CPU	ACX1MR-HDSW-C	CON	—	—
ACX1MR-VDHID-2C	CON	ACX1MR-HDSW-2C	CON	—	—
ACX1MT-DVHID-C	CPU	ACX1MT-HDO-C	CPU	—	—
ACX1MR-DVHID-C	CON	ACX1MR-HDO-C	CON	—	—
ACX2MT-DLH-C	CPU	—	—	—	—
ACX2MR-DLH-C	CON	—	—	—	—
ACX2MT-DHH-C	CPU	—	—	—	—
ACX2MR-DHH-C	CON	—	—	—	—
ACX2MT-DLH-2C	CPU	—	—	—	—
ACX2MR-DLH-2C	CON	—	—	—	—
ACX2MT-DHH-2C	CPU	—	—	—	—
ACX2MR-DHH-2C	CON	—	—	—	—

For complete specifications for the compatible DKM FX Modular Extenders Interface Modules listed on this page and the next page, refer to the following datasheet:

- **DKM KVM Extender TX/RX Interface Modules and Compatible Chassis Data Sheet**

For details, contact our **FREE 24/7 Technical Support** at **877-877-2269** or **info@blackbox.com**.

Compatible DKM FX Modular Extenders (Fiber)

DKM FX Modular Extenders TX/RX Interface Modules (Fiber)

Fiber Interconnect Modules with DVI Video/Audio and USB HID		Fiber Interconnect Modules with HDMI Video and embedded HDMI Audio w/ USB HID		Fiber Interconnect Modules with DisplayPort Video 4K 30 Hz and embedded DisplayPort Audio w/ USB HID		Fiber Interconnect Modules with DisplayPort 4K Video 4K 60 Hz and embedded DisplayPort Audio w/ USB HID	
Product Code	CPU or CON	Product Code	CPU or CON	Product Code	CPU or CON	Product Code	CPU or CON
ACX1MT-DHID-SM	CPU	ACX1MT-HDMI-SM	CPU	ACX2MT-DPH-SM	CPU	ACX2MT-DP4KHS-SM	CPU
ACX1MR-DHID-SM	CON	ACX1MR-HDMI-SM	CON	ACX2MR-DPH-SM	CON	ACX2MR-DP4KHS-SM	CON
ACX1MT-DHS-SM	CPU	ACX1MT-HDMI-2S	CPU	ACX2MT-DPHS-SM	CPU	—	—
ACX1MR-DHS-SM	CON	ACX1MR-HDMI-2S	CON	ACX2MR-DPHS-SM	CON	—	—
ACX1MT-VDHID-SM	CPU	ACX1MT-HDM2-SM	CPU	ACX2MT-DPH-2S	CPU	—	—
ACX1MR-VDHID-SM	CON	ACX1MT-HDM2-2S	CPU	ACX2MR-DPH-2S	CON	—	—
ACX1MT-DHID-2S	CPU	ACX1MR-HDSW-SM	CON	ACX2MT-DPHS-2S	CPU	—	—
ACX1MR-DHID-2S	CON	ACX1MR-HDSW-2S	CON	ACX2MR-DPHS-2S	CON	—	—
ACX1MT-DVHID-SM	CPU	ACX1MT-HDO-SM	CPU	—	—	—	—
ACX1MT-DVHS-SM	CPU	ACX1MR-HDO-SM	CON	—	—	—	—
ACX1MR-DVHS-SM	CON	—	—	—	—	—	—
ACX2MT-DLH-SM	CPU	—	—	—	—	—	—
ACX2MR-DLH-SM	CON	—	—	—	—	—	—
ACX2MT-DLHS-SM	CPU	—	—	—	—	—	—
ACX2MR-DLHS-SM	CON	—	—	—	—	—	—
ACX2MT-DHHS-SM	CPU	—	—	—	—	—	—
ACX2MR-DHHS-SM	CON	—	—	—	—	—	—
ACX2MT-DHH-SM	CPU	—	—	—	—	—	—
ACX2MR-DHH-SM	CON	—	—	—	—	—	—

For complete specifications for the compatible DKM FX Modular Extenders Interface Modules listed on the previous page and this page, refer to the following datasheet:

- **DKM KVM Extender TX/RX Interface Modules and Compatible Chassis Data Sheet**

For details, contact our FREE 24/7 Technical Support at 877-877-2269 or info@blackbox.com.

Compatible DKM FX Switches

DKM FX Switches (Twisted-Pair and Fiber)

DKM FX Switches Chassis	DKM FX Switches I/O Boards and SFPs	DKM FX Switches CPU Board	DKM FX Switches Accessories
Product Code	Product Code	Product Code	Product Code
ACX288	ACXI08-C	ACX288-CTL	ACX048-FIL
ACX160	ACXI08-SM	—	ACX080-FIL
ACX080	ACXI08-SFP	—	ACX288-FIL
ACX048	ACXSFPs	—	ACX080-PS
—	ACXSFPHS	—	ACX160-PS
—	ACXI08-HS	—	ACX288-PS
—	ACXI08-6G	—	ACX080-FAN
—	ACXSFPHS	—	ACX288-FAN

For complete specifications for compatible DKM FX Switches refer to the following datasheet:

- [DKM FX Switches Data Sheet](#)

For details, contact our *FREE 24/7 Technical Support* at [877-877-2269](tel:877-877-2269) or info@blackbox.com.

DKM FX Compact Switches Data Sheet

Disclaimer:

Black Box Network Services shall not be liable for damages of any kind, including, but not limited to, punitive, consequential or cost of cover damages, resulting from any errors in the product information or specifications set forth in this document and Black Box Network Services may revise this document at any time without notice.

About Black Box:

Black Box is a leading technology product solutions provider that helps customers build, manage, optimize, and secure their networks. The Black Box quality management system is ISO 9001:2008 certified, and the company has received numerous industry recognitions. Black Box provides its customers with free, 24/7 pre- and post-sales technical support. The Black Box catalog and Web site offer an extensive range of infrastructure products including Cabling, Cabinets & Racks, Data Center Cooling Solutions, Power & Surge Protection, and Environmental Monitoring.

© Copyright 2016. Black Box Corporation. All rights reserved. Black Box® and the Double Diamond logo are registered trademarks of BB Technologies, Inc. Any third-party trademarks appearing in this publication are acknowledged to be the property of their respective owners.